

WEIGHT DATA
748 KG (1650LBS)
WOODEN SHIPPING SKIDS INCREASE OVERALL WEIGHT - 79 KG (175 LB)

NOTES:

- 1) MINIMUM RECOMMENDED CONCRETE PAD SIZE: 1155 (45.5') WIDE X 2555 (100.6') LONG. REFERENCE INSTALLATION GUIDE SUPPLIED WITH UNIT FOR CONCRETE PAD GUIDELINES
- 2) ALLOW SUFFICIENT ROOM ON ALL SIDES OF THE GENERATOR FOR MAINTENANCE AND SERVICING. THIS UNIT MUST BE INSTALLED IN ACCORDANCE WITH CURRENT APPLICABLE NFPA 37 AND NFPA 70 STANDARDS AS WELL AS ANY OTHER FEDERAL, STATE AND LOCAL CODES FOR MINIMUM DISTANCES FROM OTHER STRUCTURES
- 3) CIRCUIT BREAKER INFORMATION:
SEE SPECIFICATION SHEET WITHIN OWNERS MANUAL.
- 4) INSIDE STUB-UP AREA FOR AC LOAD LEAD CONDUIT CONNECTION, NEUTRAL CONNECTION, BATTERY CHARGER 120 VOLT AC (.5 AMP MAX.) CONNECTION, AND ACCESS TO TRANSFER SWITCH CONTROL WIRES, REMOVE FRONT COVER FOR ACCESS.
- 4A) FIELD CUT HOLE IS ONLY REQUIRED FOR MOUNTING OF GENERATOR ON AN EXISTING PAD.
- 5) REFERENCE OWNERS MANUAL FOR LIFTING WARNINGS.
- 6) REMOVE EITHER LEFT OR RIGHT HAND SIDE PANEL TO ACCESS EXHAUST MUFFLER AND FAN BELT.

13.5 (53") DIA. MOUNTING HOLE (6) PLACES LOCATED ON BOTTOM OF GENERATOR MOUNTING FRAME

TOP VIEW

REMOVE COVER FOR ACCESS TO RADIATOR FILL CAP

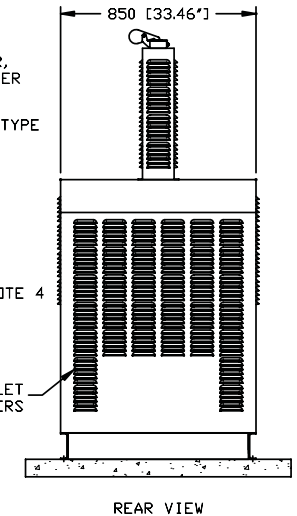
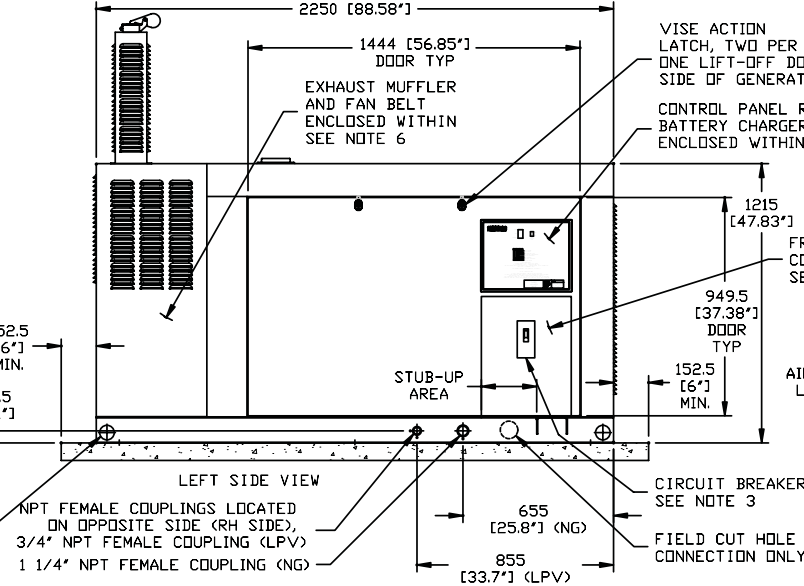
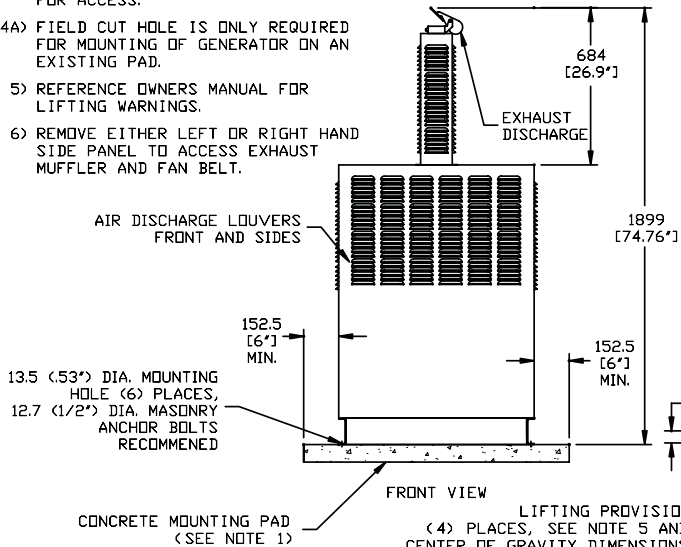
CENTER OF GRAVITY 905 [35.63"]

BATTERY 12 VOLT 24F 525 COLD CRANKING AMPS

STUB-UP AREA SEE NOTE 4

SERVICE ITEM ACCESSIBILITY CHART	
SERVICE ITEM	ACCESSIBILITY
OIL FILL CAP	LOCATED ON LEFT VALVE COVER, ACCESSIBLE THRU LEFT DOOR
OIL DIP STICK	THRU LEFT DOOR
OIL FILTER	THRU LEFT DOOR
OIL DRAIN HOSE	THRU RIGHT DOOR
RADIATOR DRAIN HOSE	THRU RIGHT DOOR
AIR CLEANER ELEMENT	EITHER DOOR
SPARK PLUGS	BOTH DOORS
MUFFLERS	SEE NOTE 6
FAN BELT	SEE NOTE 6
BATTERY	THRU RIGHT DOOR

REFERENCE OWNERS MANUAL FOR PERIODIC REPLACEMENT PART LISTINGS



INSTALLATION DRAWING

#0F9577-B

60kW

3.0 LITER V-6

NATURALLY ASPIRATED ENGINE

